




# BEING UNPREPARED COSTS MUCH MORE THAN YOU THINK!

OSHA estimates that pallet rack collapses in the United States cause **\$36 billion in annual costs**. This figure includes the cost of repairing or replacing damaged racks, inventory and equipment, as well as lost productivity, business interruption, legal claims, and reputational damage.

A pallet rack collapse is a rare **but deadly** event in which a damaged frame ignites a chain reaction that leaves a tangled web of steel components woven into the wreckage from all the pallets of goods which they were previously holding. A collapse can happen suddenly, without warning, and once it starts it is **impossible to stop**.

Because these structures remain standing despite minor damage we labor under the false assumption that there is no danger present, when in reality a small bump to an already-compromised frame can bring unimaginable disaster.



**SO, WHAT NOW!?!** Your facility needs to be prepared in the event of such a catastrophe. You need **ShoreFit!**

**ShoreFit** is the **patent-pending** rescue solution that establishes a sturdy, secure, multi-plane connection for first responder shoring strut engagement with pallet rack frames. Developed by experts with decades of experience in warehouse safety innovations, pallet rack maintenance and collapse prevention, **ShoreFit** has been engineered to assist in rescuing your personnel who may be trapped under collapse debris.

***Enable first responders to securely engage your racks!***

### **Facility Placement Recommendations:**

- Minimum of 1 per each interior wall
- Every 100,000 SF, or at every ext. entry door

### **Firefighter Recommendation:**

- Additional 6 within your Pump Room




- CONTENTS**
- 6 - Side Plate Engagement Pins
  - 2 - Upper Side Plates
  - 2 - Lower Side Plates
  - 1 - Shoring Strut Engagement Pin
  - 1 - Shackle Connecting Pin
  - 1 - Shackle
  - 1 - Ratchet Strap
  - 1 - Step Drill Bit
  - 1 - Steel Storage Container
- ShoreFitAdapter.com

# UNDER THE HOOD...


Inside is everything needed for first responders to establish a secure connection between a shoring strut and a collapsed pallet rack!



**UPPER RACK CONNECTION**



**LOWER RACK CONNECTION**



**STRUT BASE CONNECTION**

## ON THE SHELF!

Despite more than a million warehouses in the U.S. with a combined floor space exceeding 21 billion sq. ft., and many operating 24/7, **most facilities don't know how unprepared they truly are** for a collapse event.

As with AEDs, fire extinguishers or a fire suppression system, investing in advance preparation is critical. With **ShoreFit** on hand, facilities are **fully equipped** with the precise tools needed for a rescue response should the unthinkable happen in their building.

## ORDER TODAY!

# \$1,395

**PLUS** Tax and Shipping & Handling

**10-PACK DISCOUNTED PRICING AVAILABLE!**

### INCLUDES Shelf, Sign + Hardware



Ask About Alternate Shelves that Hold TWO ShoreFit Kits



CONTACT :: Daniel Klinger | Vice President  
317-281-4776 | [daniel@shorefitadapter.com](mailto:daniel@shorefitadapter.com)

[ShoreFitAdapter.com](http://ShoreFitAdapter.com)